



Search



Grumpy Goat ▾



Inbox



Alerts



Home

Forums

Members

Gallery

Home > Forums > BMW R1200RS Forums >

Post New Thread

## oil filter wrench

Discussion in 'R1200RS Tech and Performance Chat' started by alain bruneau, Jul 12, 2017.

Page 1 of 3 1 2 3 Next >

Unwatch Thread



alain bruneau

Active Member

**Messages:** 126

**Likes Received:** 49

**Trophy Points:** 28



Any of you know what is the filter wrench part number to use at beemberboneyard or any other supplier other than the dealer ?  
Thanks

alain bruneau, Jul 12, 2017 Report #1 Like Reply



Isn't it a standard size?

Mr. 36654

Well-Known Member

**Messages:** 989

**Likes Received:** 810

**Trophy Points:** 93



Lee

Well-Known Member

**Messages:** 2,070

**Likes Received:** 1,573

**Trophy Points:** 113



alain bruneau

Dear Tweeting Twit, my expectations are never low enough.....

Mr. 36654, Jul 12, 2017 Report #2 Like Reply



Here you go.

<http://www.beemerboneyard.com/kohfilterwr.html>

You can also take a oil filter to a parts store and find one that fits.

Lee  
Site Contributor  
SW Iowa  
2016 R1200RS

Past BMWs  
2011 K1300S, 03 K1200RS, 91 K75S, 87 K75T, 84 R100RT  
Debbie's previous bikes  
2011 K1300S, 03 K1200RS, 91 K75S, 87 K75T

Lee, Jul 12, 2017 Report #3 Like Reply



Lee said: ↑

*Here you go.*

*<http://www.beemerboneyard.com/kohfilterwr.html>*

Active Member

**Messages:** 126

**Likes Received:** 49

**Trophy Points:** 28

*You can also take a oil filter to a parts store and find one that fits.*

Thanks Lee

I have a filter wrench that I used on my K100RS, my R1100Rt and y K1300Gt. The same filter wrench does not fit on my filter. I guess I will buy a filter tomorrow , I am going for my 1000 kms maintenance. I will see with that # number from BMW what fits on this .

alain bruneau, Jul 12, 2017 Report #4 Like Reply



Grumpy Goat

Well-Known Member

Contributor

**Messages:** 4,004

**Likes Received:** 2,545

**Trophy Points:** 113



Lee said: ↑

*Here you go.*

*<http://www.beemberboneyard.com/kohfilterwr.html>*

I have one of these filter wrenches and there is one word that I have for it, and that c-word rhymes with "trap".

It slips because the flats at the top of the filter are rounded, and there is too much dependency on the manufacturing tolerances of both the wrench cap and the filter. To tight and it is a PITA to get off. Too

slack and it slips. I have a band-type wrench that grips the filter in the direction of rotation, depending on the orientation of the handle. Bought from god-knows-where for cheap and is likely made in China. Works a treat. Yes you can't put a torque wrench on it but for an oil filter you don't need one. Calibrate your wrist and don't over tighten, is my approach.

Last edited: Jul 25, 2017

--

Regards

Grumpy Goat

Houston, TX

2016 BMW R1200RS Granite Grey Premium ("Grump the Grey")

Grumpy Goat, Jul 12, 2017 [Edit](#) [Delete](#) [Report](#)  
#5 [Reply](#)

alain bruneau likes this.



Grumpy Goat

Well-Known Member

Contributor

**Messages:** 4,004

**Likes Received:** 2,54

5



**alain bruneau said:** ↑

*Thanks Lee*

*I have a filter wrench that I used on my K100RS, my R1100Rt and y K1300Gt. The same filter wrench does not fit on my filter.*

*I guess I will buy a filter tomorrow , I*

**Trophy Points:** 113

Alain - I suggest getting one like this from Crappy Tire.



**Attached Files:**



wrenc...

File size:  
369.5 KB

Views:  
37

—

Regards

Grumpy Goat

Houston, TX

2016 BMW R1200RS Granite Grey Premium ("Grump the Grey")

Grumpy Goat, Jul 12, 2017 [Edit](#) [Delete](#) [Report](#)  
#6 [Reply](#)



**Gregory Clark**

Active Member

Contributor

**Messages:** 197

**Likes Received:** 195

**Trophy Points:** 43



Purchase a pair of Channellock oil filter pliers and you'll be finished with keeping up with all the various BMW filter wrench requirements.

Gregory Clark, Jul 12, 2017 [Report](#) #7 [Like](#) [Reply](#)



alain bruneau

Active Member

**Messages:** 126

**Likes Received:** 49

**Trophy Points:** 28



**Grumpy Goat said:** ↑

*I have one of these filters and there is one word that I have for it, and that c-word rhymes with "trap".*

*It slips because the flats at the top of the filter are rounded, and there is too*  
*Click to expand...*

Thank for this info

I will do my 10.000 kms myself and I would want something that works. I have a filter wrench BMW that worked on all the BMW I owned except this one. I have these rounded grips that fits nicely on the filter but I am afraid to crush it if the filter is too tight. I will go at a auto parts shop with the filter and hopefully find something that fits it.

If it would't be the BMW restriction for warranty, I would use a K&N that i used on all my motorcycle with zero problem.

alain bruneau, Jul 12, 2017 Report #8 Like Reply



Grumpy Goat



**Gregory Clark said:** ↑

*Purchase a pair of Channellock oil filter pliers and you'll be finished with*

Well-Known Member

Contributor

**Messages:** 4,004

**Likes Received:** 2,545

**Trophy Points:** 113



Lee

Well-Known Member

**Messages:** 2,070

**Likes Received:** 1,573

**Trophy Points:** 113

*keeping up with all the various BMW filter wrench requirements.*

For tightening they can bite into the filter if you're not careful. I have one of those too but only use it for removal if needed.

--

Regards

Grumpy Goat

Houston, TX

2016 BMW R1200RS Granite Grey Premium ("Grump the Grey")

Grumpy Goat, Jul 12, 2017 [Edit](#) [Delete](#) [Report](#)  
#9 [Reply](#)



**alain bruneau said:** ↑

*Thanks Lee*

*I have a filter wrench that I used on my K100RS, my R1100Rt and y K1300Gt. The same filter wrench does not fit on my filter.*

I'm using the same BMW filter wrench I used on the 1987 K75T, 1991 K75S, 2003 K1200RS and 2011 K1300S.

For some reason BMW installs a filter at the factory that does not fit the wrench, but when you purchase the correct filter from

the dealer or Beemerboneyard the filter will fit the wrench.

The bike leaves the factory with a filter that has what I call dimples.

The filter the parts guy hands you will have multiple flat spots just like all the older filters.

There were a few bikes like the K1200S and K1200GT that used the dimpled filter like the one our R1200RS left the factory with.


Don't loose any sleep over why the factory installed one filter then calls for another in that parts fiche.

Here's the part number of the replacement filter.




Filter looks like this.





The BMW filter wrench I have used since 1988 looks like this.





Last edited: Jul 12, 2017

Lee  
Site Contributor  
SW Iowa  
2016 R1200RS

Past BMWs  
2011 K1300S, 03 K1200RS, 91 K75S, 87 K75T, 84 R100RT  
Debbie's previous bikes  
2011 K1300S, 03 K1200RS, 91 K75S, 87 K75T

Lee, Jul 12, 2017 Report

#10 Like Reply

Jim Evans and alain bruneau like this.



Mr. 36654

Well-Known Member

**Messages:** 989

**Likes Received:** 810

**Trophy Points:** 93



**Grumpy Goat said:** ↑

*Calibrate your wrist and don't over tighten, is my approach.*

Considering it's location, why would you even need a wrench to tighten the filter? I mean, you can get two hands on it.....

Dear Tweeting Twit, my expectations are never low enough.....

Mr. 36654, Jul 12, 2017 Report #11 Unlike Reply

You like this.



Lee

Well-Known Member

**Messages:** 2,070

**Likes Received:** 1,573

**Trophy Points:** 113



**Mr. 36654 said:** ↑

*Considering it's location, why would you even need a wrench to tighten the filter? I mean, you can get two hands on it.....*

You can install it by hand no problem, but I find it easier to use the wrench for removal.

Lee  
Site Contributor

SW Iowa  
2016 R1200RS

Past BMWs  
2011 K1300S, 03 K1200RS, 91 K75S, 87 K75T, 84 R100RT  
Debbie's previous bikes  
2011 K1300S, 03 K1200RS, 91 K75S, 87 K75T

Lee, Jul 12, 2017 Report #12 Unlike Reply

You and Mr. 36654 like this.



Mr. 36654

Well-Known Member

**Messages:** 989

**Likes Received:** 810

**Trophy Points:** 93



Lee said: ↑

*You can install it by hand no problem,  
but I find it easier to use the wrench  
for removal.*

Agreed.

Dear Tweeting Twit, my expectations are never low  
enough.....

Mr. 36654, Jul 12, 2017 Report #13 Like Reply



boxerboy

Well-Known Member

**Messages:** 866



Grumpy Goat said: ↑

*Calibrate your wrist*

Love that expression Grumpy - well said!

.....baby we were born to run

Likes Received: 582

boxerboy, Jul 13, 2017 Report

#14 Like Reply

Trophy Points: 93



alain bruneau

Active Member

Messages: 126

Likes Received: 49

Trophy Points: 28



Lee said: ↑

*I'm using the same BMW filter wrench I used on the 1987 K75T, 1991 K75S, 2003 K1200RS and 2011 K1300S.*

*For some reason BMW installs a filter at the factory that does not fit the wrench, but when you purchase the*  
*[Click to expand...](#)*

Great pictures that explain everything. I have the same filter wrench than yours. I bought this when I had my K100RS 1986 and it fitted all the other BMW I had, R1100RT 1997, K1200RS 2000 and K1300GT 2011.

I will get a filter today when I am down for the 1000 kms service. I will use it when I will do the 10,000kms.

For question of warranty, BMW "strongly" recommended to use their filter and oil. I can understand the filter part, but for the oil, there is a lot of good quality oil o the market that are as good if not better than BMW and quite cheaper.

Are you using their oil or some of you move to something else ?

alain bruneau, Jul 13, 2017 Report #15 Like Reply



Grumpy Goat

Well-Known Member

Contributor

**Messages:** 4,004

**Likes Received:** 2,545

**Trophy Points:** 113



**alain bruneau said:** ↑

*For question of warranty, BMW "strongly" recommended to use their filter and oil. I can understand the filter part, but for the oil, there is a lot of good quality oil o the market that are as good if not better than BMW*

I buy their filter and drain plug gasket, and have bought Advantec in the past but also will put other cheaper oil in the bike. The reason I buy the filter is for the receipt, "just in case" it were to come up in some sort of warranty dispute. As for the oil, as long as it is a good brand and meets the specs in the manual it will be fine. Buying their ridiculously priced filter is bad enough without rubbing salt in the wound by buying their overpriced oil. My 2 cents.

--

Regards

Grumpy Goat

Houston, TX

2016 BMW R1200RS Granite Grey Premium ("Grump the Grey")



Lee

Well-Known Member

**Messages:** 2,070

**Likes Received:** 1,573

**Trophy Points:** 113



**alain bruneau said:** ↑

*Are you using their oil or some of you  
move to something else ?*

I bought a good supply of the BMW Advantec oil when the MOA had the 4 liters for the price of 3.

It was still expensive, but it was one of those support your dealer things.

When that supply is used up I'll probably use 5W- 40 Castrol 4T.

This is the oil I used in the K1300S and when we bought our K1300Ss it was the oil BMW dealers around here were selling as the oil recommended by BMW.

You can buy it for less than \$9 a quart shipped from Amazon.

[https://smile.amazon.com/gp/product/B008MISDII/ref=oh\\_aui\\_detailpage\\_o05\\_s00?ie=UTF8&psc=1](https://smile.amazon.com/gp/product/B008MISDII/ref=oh_aui_detailpage_o05_s00?ie=UTF8&psc=1)

Lee  
Site Contributor  
SW Iowa



2016 R1200RS

Past BMWs

2011 K1300S, 03 K1200RS, 91 K75S, 87 K75T, 84 R100RT

Debbie's previous bikes

2011 K1300S, 03 K1200RS, 91 K75S, 87 K75T

Lee, Jul 13, 2017 Report #17 Like Reply



Bazza Beemer

Well-Known Member

**Messages:** 635

**Likes Received:** 303

**Trophy Points:** 63



Place a mark on the filter when installing - make sure there is only one gasket not two - then once the gasket (o-ring ) touches the engine housing tighten 1/2 to 3/4 turn more. Mine has not come off yet after doing that. Shell Rotella T6 oil is what I use. Same spec as what BMW call for.

Bazza Beemer, Jul 13, 2017 Report #18 Unlike Reply

You and Phinj like this.



alain bruneau

Active Member

**Messages:** 126

**Likes Received:** 49

**Trophy Points:** 28



Lee said: ↑

*I'm using the same BMW filter wrench I used on the 1987 K75T, 1991 K75S, 2003 K1200RS and 2011 K1300S.*

*For some reason BMW installs a filter at the factory that does not fit the wrench, but when you purchase the*  
*Click to expand...*



Got my 1000K done today and bought a filter. You were right about this filter , it has the specific grips that my oil filter wrench can handle . Thanks for the information



**Attached Files:**



IMG\_2...

File size:

1.6 MB

Views:

13

alain bruneau, Jul 13, 2017 Report #19 Like Reply

Lee likes this.



**alain bruneau**

Active Member

**Messages:** 126

**Likes Received:** 49

**Trophy Points:** 28



**Lee said:** ↑

*I bought a good supply of the BMW Advantec oil when the MOA had the 4 liters for the price of 3.*

*It was still expensive, but it was one of those support your dealer things.*

*Click to expand...*

My service was done today ( 1000 kms ) and I was charged 12,95 CND a quart for BMW Advantech 5W40.

That is 9.80 US. Excellent price.






alain bruneau, Jul 13, 2017 Report #20 Like Reply











Jim Evans likes this.




Page 1 of 3 1 2 3 Next >

22 more messages...



**B** *I* U  **T!** **A**    

Write your reply...

Post Reply

Upload a File

More Options...

## Share This Page

Tweet



Recommend

Be the first of your friends to recommend this.

XenForo add-ons by Waindigo™ ©2014 Waindigo Enterprises Ltd.

Home > Forums > BMW R1200RS Forums >

Style Chooser

Terms and Rules Contact Us Help Home 

Advertising Positioning by Digital Point  
Forum software by XenForo™ ©2010-2015 XenForo Ltd.





Search



Grumpy Goat ▾



Inbox



Alerts



Home

Forums

Members

Gallery

Home > Forums > BMW R1200RS Forums >

Post New Thread

## oil filter wrench

Discussion in 'R1200RS Tech and Performance Chat' started by alain bruneau, Jul 12, 2017.

Page 2 of 3 < Prev 1 2 3 Next >

Unwatch Thread



**alain bruneau said:** ↑

*My service was done today ( 1000 kms ) and I was charged 12,95 CND a quart for BMW Advantech 5W40.*

*That is 9.80 US. Excellent price.*

Lee

Well-Known Member

**Messages:** 2,070

**Likes Received:** 1,573

**Trophy Points:** 113

That's a great price. Never seen it that cheap.

Lee

Site Contributor

SW Iowa

2016 R1200RS

Past BMWs

2011 K1300S, 03 K1200RS, 91 K75S, 87 K75T, 84 R100RT

Debbie's previous bikes

2011 K1300S, 03 K1200RS, 91 K75S, 87 K75T

Lee, Jul 13, 2017 Report

#21 Like Reply



Dan smith

Active Member

**Messages:** 132

**Likes Received:** 70

**Trophy Points:** 28



**Bazza Beemer said:** ↑

*Place a mark on the filter when installing - make sure there is only one gasket not two - then once the gasket (o-ring ) touches the engine housing tighten 1/2 to 3/4 turn more. Mine has not come off yet after doing that. Shell*

I don't understand .Your statement T6 is the same as bmw spec oil

Please take the time to read the spec for bmw oil and T6 and the applications they are recommended , then you may understand why bmw has that spec. For the oil they recommend. You like T6 great.

But read the spec's

( Bmw does not make engine oil or oil filters )

This reminds me a post , it may have been here , when some one was saying their 3 oil filters on sale for 10 \$ at Walmart were as good as a oe bmw filter , I think the brand was like a Bosch filter or something similar, that was actually manufactured by champion, Re Box by Bosch , not total

garbage, but not the same quality as OE  
bmw.

Last edited: Jul 13, 2017

I'm in SAN JOSE CA USA ,  
drop me a line if you want to do a ride

Dan smith, Jul 13, 2017 Report #22 Like Reply



Brian Kelley

New Member

**Messages:** 15

**Likes Received:** 12

**Trophy Points:** 3



If you grab Mahle OC-619 oem filters (same manufacturer as the beemer) you can use a standard, fitted, round oil filter wrench on it.

Brian Kelley, Jul 21, 2017 Report #23 Like Reply

MrVvrroomm likes this.



Grumpy Goat

Well-Known Member

Contributor

**Messages:** 4,004

**Likes Received:** 2,54

5



Speaking of wrenches, I got notified if this weird video from the Missenden Flyer today. He would not have had this grief had he used a proper wrench that grips the filter and tightens in the direction of handle

**Trophy Points:** 113

rotation.



--

Regards

Grumpy Goat

Houston, TX

2016 BMW R1200RS Granite Grey Premium ("Grump the Grey")

Grumpy Goat, Jul 25, 2017 [Edit](#) [Delete](#) [Report](#)  
#24 [Reply](#)



**BrentinVA**

Member

**Messages:** 43

**Likes Received:** 33

**Trophy Points:** 18



**Grumpy Goat said:** ↑

*Speaking of wrenches, I got notified if this weird video from the Missenden Flyer today. He would not have had this grief had he used a proper wrench that grips the filter and tightens in the*

*Click to expand...*

I had to laugh at that one. That filter was right there exposed in the open. I could have had that off, the oil changed and been on the road by the time he was finished with his Wily E. Coyote routine. I probably have 5 different tricks that are infinitely easier than what he went through.

BrentinVA, Jul 25, 2017 Report #25 Like Reply



Grumpy Goat

Well-Known Member

Contributor

**Messages:** 4,004

**Likes Received:** 2,545

**Trophy Points:** 113

I too found the video hilarious but since he was not laughing his head off I opted not to leave a comment. I could NOT believe that he was in this "predicament" and with that wonderful access to the filter as well. I, frankly, thought the video was an attempt at satire.

I am a subscriber of his since his videos (including this one) are always so well done and he does have the gift of gab. He also test rides many different bikes for fun and is essentially my size so his always great comments actual fit of the bike and usability / performance / handling / etc. directly speaks to me. He has 4 bikes I believe and loves to put all sorts of farkles on them, which is why I thought this debacle was a colossal joke.



I do have a request for an oil/filter change video for my channel, so maybe the next time I change my oil I will record it. I thought about doing it last time but figured it was so trivial and I was so lazy that I said ... naaah ... Maybe there is a need.

--  
Regards  
Grumpy Goat  
Houston, TX  
2016 BMW R1200RS Granite Grey Premium ("Grump the Grey")  
Grumpy Goat, Jul 26, 2017 [Edit](#) [Delete](#) [Report](#)  
#26 [Reply](#)



**BrentinVA**

Member

**Messages:** 43

**Likes Received:** 33

**Trophy Points:** 18



**Grumpy Goat said:** ↑

*I too found the video hilarious but since he was not laughing his head off I opted not to leave a comment. I could NOT believe that he was in this "predicament" and with that wonderful access to the filter as well.*  
[Click to expand...](#)

I have to admit when I watched I didn't have sound, so I didn't have the pleasure of his commentary. Could have very well been satire. Anyway, not making light of his situation, just thought it was funny how elaborate his solution was to such a simple problem.



Daboo

Active Member

**Messages:** 179

**Likes Received:** 137

**Trophy Points:** 43



**Grumpy Goat said:** ↑

*...It slips because the flats at the top of the filter are rounded,...*

I've had that happen as well. My "fix" was to take one of my rags and put it over the end of the old oil filter, then put the oil filter wrench over that. It took up the slop in the fit and the wrench worked just fine.

When I was in the USAF, I was stationed at RAF Mildenhall, UK. I lived on base and needed to change my oil on my Austin Allegro car. No one in the neighborhood had an oil filter wrench, but one neighbor suggested just punching through the side with a screwdriver to turn it. So I did that. That's when I found the store that was 25 miles away had sold me the wrong oil filter. I had a filter with the side ripped up by the screwdriver, and a filter that was unusable...and a store I couldn't get to with the one car we had there.

So I walked back to my neighbor that I'd

never met before and got him to drive me to the store before it closed. We got to know each other on that drive and stayed good friends.

Chris

Daboo, Jul 26, 2017 Report #28 Like Reply

Jim Evans, Oilymyke and Richard230 like this.



To and Fro

Active Member

**Messages:** 306

**Likes Received:** 219

**Trophy Points:** 43



An old piece of inner tube is perfect to wrap around an oil filter to improve grip. I've also doubled the rubber thickness and used channel lock pliers as a last resort.

To and Fro, Jul 28, 2017 Report #29 Like Reply



Bravo

Plenty in the tank

Contributor



**Daboo said:** ↑

*I've had that happen as well. My "fix" was to take one of my rags and put it over the end of the old oil filter, then put the oil filter wrench over that. It took up the slop in the fit and the wrench worked just fine.*

*Click to expand...*

**Messages:** 2,087

**Likes Received:** 1,797

**Trophy Points:** 113

Austin Allegro. ... the car that was more aerodynamic when in reverse . How did you get on with the square steering wheel?

**I`m sexy and I know it.**

Bravo, Jul 30, 2017 Report #30 Like Reply

Daboo likes this.



Soch

Member

**Messages:** 50

**Likes Received:** 32

**Trophy Points:** 18



Can someone confirm if this is the correct oil filter wrench used to remove factory install oil filters on a '17 R1200RS?

[https://www.ascycles.com/BMW-Motorc...rench/Multi-Tool+-+by+A&S+BMW+Motorcycles](https://www.ascycles.com/BMW-Motorcycles...rench/Multi-Tool+-+by+A&S+BMW+Motorcycles) It

sure does look like it.

I did pick up a new filter from the dealer today, and as Lee and others confirmed, it's different from what came on the bike.

Thankfully, I already have a wrench for the replacement filter.

Soch, Dec 19, 2017 Report #31 Like Reply



**Bravo said:** ↑

## Daboo

Active Member

**Messages:** 179

**Likes Received:** 137

**Trophy Points:** 43

*Austin Allegro. ... the car that was more aerodynamic when in reverse . How did you get on with the square steering wheel?*

The steering wheel wasn't so bad. But the entire car was cheap. We had a 75 VW Rabbit at the time and the difference in quality was astounding.

Regarding the oil filter wrench from ascycles.com...does it really take a \$35 (plus shipping) oil filter wrench to remove an oil filter? That's crazy.

Chris

Daboo, Dec 19, 2017 Report #32 Like Reply



Allan "redfox"

Active Member

**Messages:** 190

**Likes Received:** 176

**Trophy Points:** 43



I use this little tool to loosen it up a bit:



Think 5 dollars when I bought it more than 20 years ago.

Always tighten it by hand.

Allan "redfox", Dec 19, 2017 Report

#33 Like Reply



Gregory Clark

Active Member

Contributor

**Messages:** 197

**Likes Received:** 195

**Trophy Points:** 43



No that will not work with the oil filter



**Soch said:** ↑

*Can someone confirm if this is the correct oil filter wrench used to remove factory install oil filters on a '17 R1200RS?*

*<https://www.ascycles.com/BMW-Motorcycle-Oil->*

If you must have the BMW oil filter wrench order Hazet part number 2196. It works for the newest gen R's and the 1100 and 1150's. The one in your link is not compatible.

I generally use the channel lock oil filter wrench.





Soch

Member

**Messages:** 50

**Likes Received:** 32

**Trophy Points:** 18



So there seems to be some confusion about oil filters installed at the factory on new '17 R1200RS and the replacement filters you get at the dealer. The filter on my new '17 R1200RS has ribs instead of flats where the oil filter wrench seats, see attached image 1. The replacement filter I got from the dealer is in the second attached image -- part number on the box.

Anyway, it's just confusing that a bike ships from the factory with one type of oil filter and the BMW replacement filter bought at the BMW motorcycle dealership is quite different -- have never seen anything like that before.



**Attached Files:**




image...  
File size:  
274.5 KE  
Views:  
24



image...  
File size:  
286.1 KE  
Views:  
24



Jetpilot5

Member

**Messages:** 90

**Likes Received:** 55

**Trophy Points:** 18



Yeah that first filter pictured above needs the wrench with the scalloped edge. I picked up this aftermarket from my dealer back in 06 when I bought the K1200S. Used it a lot on that bike until at some point they changed the filters over to the traditional flats and could use a regular cup wrench. No brand name on the old style wrench at all and that dealer has since gone out of business but it's a nice anodized aluminum wrench and I know it wasn't anywhere near \$35. Maybe Lee or someone else recognizes it.

A little more research shows that it's a Wunderlich wrench and goes for an even more insane \$54.95. Pretty steep for a wrench you'll probably need once. I know I didn't pay that so maybe my old dealer cut me a deal or it was cheaper at the time but it's another option.

<http://www.wunderlichamerica.com/motorcycle/5524021.html>



**Attached Files:**



Oil filt...

File size:

438.4 KE

Views:

10



Last edited: Dec 19, 2017

Jetpilot5, Dec 19, 2017 Report #36 Like Reply

Soch likes this.



Allan "redfox"

Active Member

**Messages:** 190

**Likes Received:** 176

**Trophy Points:** 43



**Gregory Clark said:** ↑

*No that will not work with the oil filter*

I changed the filter already 5 times with this tool...or your post wasn't meant for me))))

Allan "redfox", Dec 19, 2017 Report

#37 Like Reply



Lee

Well-Known Member

**Messages:** 2,070

**Likes Received:** 1,573

**Trophy Points:** 113



**Soch said:** ↑

*Can someone confirm if this is the correct oil filter wrench used to remove factory install oil filters on a '17 R1200RS?*

*<https://www.ascycles.com/BMW-Motorcycle-Oil->*

The wrench in your link appears to be correct to fit the filter installed at the factory.

I don't think it's worth paying for a nice tool like that if you only use it once.

To remove the factory installed filter I would use a cheap strap wrench or a Channel Lock tool like the one pictured above.

Lee  
Site Contributor  
SW Iowa  
2016 R1200RS

Past BMWs  
2011 K1300S, 03 K1200RS, 91 K75S, 87 K75T, 84 R100RT  
Debbie's previous bikes  
2011 K1300S, 03 K1200RS, 91 K75S, 87 K75T

Lee, Dec 19, 2017 Report #38 Unlike Reply

You like this.



Soch

Member

**Messages:** 50

**Likes Received:** 32

**Trophy Points:** 18



Thanks @Lee that's what I thought. Yeah, again, it just amazes me at why a noted motorcycle manufacturer would do something like this.

Soch, Dec 19, 2017 Report #39 Like Reply




Write your reply...

Post Reply

Upload a File

More Options...

### Similar Threads

	<b>BMW Oil Filter Wrench - not expensive!!!!</b> Dave, May 5, 2016, in forum: Servicing & Maintenance	Replies: 3 Views: 631	Duckbubbles May 6, 2016
	<b>Frozen Oil Filter during change?? Try this....</b> Brian Kelley, Dec 18, 2017, in forum: Servicing & Maintenance	Replies: 25 Views: 713	Grumpy Goat Feb 14, 2018
	<b>Oil Filter</b> Bikepirate, Dec 10, 2017, in forum: R1200RS Tech and Performance Chat	Replies: 33 Views: 963	Phillo Dec 14, 2017
	<b>And now the Air Filter change</b> Boxerboy55, Sep 5, 2017, in forum: Servicing & Maintenance	Replies: 49 Views: 1,630	Grumpy Goat Mar 12, 2018
	<b>MAJOR Oil Filter Score!!!</b> lj516, Apr 26, 2017, in forum: Servicing & Maintenance	Replies: 18 Views: 782	lj516 May 3, 2017

## Share This Page

Tweet

XenForo add-ons by Waindigo™ ©2014 Waindigo Enterprises Ltd.

[Home](#) > [Forums](#) > [BMW R1200RS Forums](#) >

[Style Chooser](#)

[Terms and Rules](#) [Contact Us](#) [Help](#) [Home](#) 

Advertising Positioning by Digital Point





Search



Grumpy Goat ▾



Inbox



Alerts

R1200RS  
Forums.com

Home

Forums

Members

Gallery

Home > Forums > BMW R1200RS Forums >

Post New Thread

## oil filter wrench

Discussion in 'R1200RS Tech and Performance Chat' started by alain bruneau, Jul 12, 2017.

Page 3 of 3 < Prev 1 2 3

Unwatch Thread



I use one of these. Works on all my vehicles.

HeBGb

New Member

**Messages:** 5

**Likes Received:** 3

**Trophy Points:** 3



HeBGb, Jan 1, 2018 Report

#41 Like Reply

Soch likes this.



apriilarider

New Member

Messages: 8

Likes Received: 3

Trophy Points: 3



HeBGb said: ↑

*I use one of these. Works on all my vehicles.*

*View attachment 12468*

Same concept, but a slightly different tool. Worked well for me even though the @\$(%& filter was on so tight I had to use a pry bar to loosen it up!

<https://www.amazon.com/Motivx-Tools...tivx+tools+adjustable+oil+filter+wrench&psc=1>

apriilarider, Jan 6, 2018 Report

#42 Like Reply

Soch likes this.



Rich text editor toolbar with icons for:

- Text formatting: Bold (B), Italic (I), Underline (U)
- Text alignment: Left, Center, Right, Justify
- Text color (T), Background color (A)
- Link (chain icon), Unlink (chain icon with slash)
- Indent (left arrow), Outdent (right arrow)
- Smiley face (😊), Image (🖼️), Video (📺), Plus (+), Camera (📷)
- Save (floppy disk), Previous (⏪), Next (⏩)






Write your reply...

Post Reply

Upload a File

More Options...

### Similar Threads

	<b>BMW Oil Filter Wrench - not expensive!!!!</b> Dave, May 5, 2016, in forum: Servicing & Maintenance	Replies: 3 Views: 631	Duckbubbles May 6, 2016
	<b>Frozen Oil Filter during change?? Try this....</b> Brian Kelley, Dec 18, 2017, in forum: Servicing & Maintenance	Replies: 25 Views: 713	Grumpy Goat Feb 14, 2018
	<b>Oil Filter</b> Bikepirate, Dec 10, 2017, in forum: R1200RS Tech and Performance Chat	Replies: 33 Views: 963	Phillo Dec 14, 2017
	<b>And now the Air Filter change</b> Boxerboy55, Sep 5, 2017, in forum: Servicing & Maintenance	Replies: 49 Views: 1,630	Grumpy Goat Mar 12, 2018
	<b>MAJOR Oil Filter Score!!!</b> lj516, Apr 26, 2017, in forum: Servicing & Maintenance	Replies: 18 Views: 782	lj516 May 3, 2017

### Share This Page

Tweet



Recommend

Be the first of your friends to recommend this.

XenForo add-ons by Waindigo™ ©2014 Waindigo Enterprises Ltd.

[Home](#) > [Forums](#) > [BMW R1200RS Forums](#) >

[Style Chooser](#)

[Terms and Rules](#) [Contact Us](#) [Help](#) [Home](#) 



Advertising Positioning by Digital Point  
Forum software by XenForo™ ©2010-2015 XenForo Ltd.

