

Action Camera recommendations

Discussion in 'R1200RS Tech and Performance Chat' started by Willy, Nov 21, 2017.

Page 1 of 2 1 2 Next >

 Unwatch Thread



Willy

Well-Known Member

Messages: 817

Likes Received: 553

Trophy Points: 93



Looking to get an action camera for recording ride outs and also perhaps to use as a bike 'dashcam'. Don't really want to spend silly money on one. Been reading about the Sena Prism. Helmet mount looks really good, camera is waterproof and integrates with the Sena headsets to give you record on/off control and Bluetooths the headset microphone so you can put commentary on your video. However I have heard when connected to the headset you can't listen to music. I think this may be only when using the microphone but I can't get confirmation you can switch the microphone on and off by using the headset

controls (like you do with your intercom buddy). Another option is the gopro session camera, nice and small but no external mic option so just built in mic so end up with no real time commentary.

Any advice or recommendations would be appreciated.

Alda, I think you installed a front and rear camera fixed to the bike, how is that going?
Thanks Willy

Willy, Nov 21, 2017 Report #1 Like Reply



dkjkwood

Member

Messages: 62

Likes Received: 54

Trophy Points: 18



I've got a go pro hero session, the little cube. Love the size, don't particularly like the functionality. I hoped to take still pictures, it's capable, but you have to toggle thru some menus to get there. Not something you can do on the fly. No complaints on the video functionality.

1984 VFR 500, 1989 ZX-10, 2005 GL1800, 2009 1200RT, 2010 K1300GT, 2013 FJR1300, 2015 FJR1300ES, 2017 1200RS

dkjkwood, Nov 21, 2017 Report #2 Like Reply



Jasper



I have the Go Pro hero session 5 which was given to me as a birthday present. As above thread I find the video good but the

Active Member

Messages: 211

Likes Received: 164

Trophy Points: 43

recording time / battery life is too short. Also not having a screen makes it more difficult to use when trying to frame videos and photos. Also the battery cannot be changed which necessitates a 2-3 hour recharge time between recording sessions. This is a pain when touring or on longer rides. I think it's a case of you get what you pay for, The current Go Pro Black 6 would be ideal but it is very expensive. It has the led screen and changeable batteries, which make it ideal for touring and longer rides as you can carry spare batteries. I may trade up to it when funds allow. I would prefer a camera that is powered directly by the bike with continuous loop recording, but haven't found anything suitable. If anyone is aware of a camera that can be powered by the bike let me know please.

Jasper, Nov 22, 2017 Report

#3 Like Reply



Dorschdn

New Member

Messages: 25

Likes Received: 21



Well, if you don't want to do professional vlogging and are looking for a fairly cheap camera I can recommend the SJCam SJ7 or SJ6 Legend (150-120 €). I got the latter and i am fine with the quality.

There is one downside though, you have to buy an external microphone from SJcam, at

Trophy Points: 3

least for the SJ6 Legend (couldn't get other micro usb mics working) and the mic connects to the micro usb port, so you cannot run microphone and external power at the same time.

You can check the quality of videos in this thread

<http://r1200rsforums.com/posts/53380/> I have posted two videos there and on youtube you can also find some camera comparison videos.

Dorschdn, Nov 22, 2017 Report #4 Like Reply

Jasper likes this.



Lars Ormvold

Active Member

Messages: 246

Likes Received: 136

Trophy Points: 43



I have the new Navigator VI on my RS (the old Nav V was smashed during an accident . . .), and I have noticed it has software for controlling Garmin cameras. I don't have any camera on my bike, but with the ability to control the camera from the Nav VI, I would probably go for Garmin if/when I

choose to have one.

VIRB® Remote

The VIRB remote function allows you to control your VIRB action camera using your device. Go to www.garmin.com/VIRB to purchase a VIRB action camera.

Controlling a VIRB Action Camera

Before you can use the VIRB remote function, you must enable the remote setting on your VIRB camera. See the *VIRB Series Owner's Manual* for more information.

- 1 Turn on your VIRB camera.
- 2 On your Navigator device, select **Apps** > **VIRB Remote**.
- 3 Wait while the device connects to your VIRB camera.
- 4 Select an option:
 - Select **Start Recording** to record video.
 - Select **Stop Recording** to stop recording video.
 - Select **Snapshot** to take a photograph.

lars Ormvold, Nov 22, 2017 Report #5 Like Reply

PaulB_UK likes this.



Peter Burridge

Well-Known Member

Contributor

Messages: 2,783

Likes Received: 1,521

Trophy Points: 113



I use this, with the bike power kit. It starts, stops, loops and records day and time:

<https://www.roadhawk.co.uk/roadhawk-bullet-r-moto-edition-motorcycle-camera>

Never hesitate to ride past the last street light at the edge of town.

Peter Burridge, Nov 22, 2017 Report

#6 Like Reply

Jasper likes this.

Hi Jasper,
had the same issue last year on holiday,



Dave

Well-Known Member

Messages: 846

Likes Received: 473

Trophy Points: 63

cheap (£35/40) ODRVM camera and every hour I would have to change the battery, which then reset the date.

Quality was ok in Norway -

Dalen Norway May 2017 by motorcy...



Camera was mounted on the left mirror stem. (32gb max - over 5 hours capacity) and could be controlled from my amazon fire(but not the new model)

I then saw this modification as a guide -

Long Term Outdoor Time Lapse Set...



and decided, rather than wreck my current

case it was cheaper to buy a new odrvm unit, spare camera, 2 batteries and new case with all the extra fittings.

The new camera is better, no loss of date on battery change, movement sensor and 64gb max, over 8hours video. (micro sd not supplied with camera)

My modification was less brutal, using a small dremel you can open a hole big enough for only the lead and with a few rubber seals I am sure mine will be fine on the bike.

If it is raining so bad to worry I still have the other undamaged case and camera anyway.

I will add a photo of my mod if you want and I can now run recording off the bike power or to the solar/usb power device I carry.

Ebay at the moment has them around £60 but mine was £39.82 including postage 8 weeks ago so maybe black Friday/new year may have more bargains.

Last edited: Nov 22, 2017

Dave, Nov 22, 2017 Report

#7 Like Reply

Jasper likes this.



Scorch

Well-Known Member

Messages: 848

Likes Received: 567

Trophy Points: 93

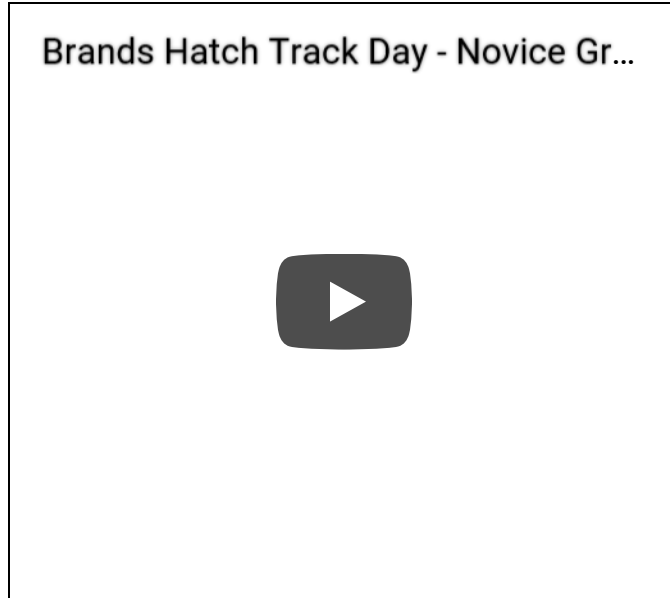
I've been a fan of Contour cameras for ages. They're tough little units, and just keep going. Waterproof too. I've recorded thousands of videos with my original Roam, and have a second one as a 'suicide' cam, which I bought for about £45. With a waterproof housing, I've taken some pretty spectacular diving video too.

I also have the Contour +2, which is way more expensive, but features Bluetooth and GPS so you can overlay maps and speed gauges over your video, which is quite cool.

When my wife was knocked off her bike, her Roam 2 was destroyed when her helmet hit the deck (she was fine, thank heavens). We got her a Drift Stealth 2 as a replacement. I was initially very jealous of the new camera, as it was tiny, and seemed to be as good, if not better than the Roam. But actually, my wife says she misses her Roam, as it was simpler, and I think the video quality was better too.

Here's a quick video with the gauges overlaid. The GPS speed can be a bit

unreliable...



Ross

BMW Journey:

2007 F800S -> 2012 F800ST -> 2015 R1200RS

Scorch, Nov 22, 2017 Report

#8 Like Reply



Grumpy Goat

Well-Known Member

Contributor

Messages: 4,004

Likes Received: 2,545

Trophy Points: 113



Willy said: ↑

Looking to get an action camera for recording ride outs and also perhaps to use as a bike 'dashcam'. Don't really want to spend silly money on one. Been reading about the Sena Prism. Helmet mount looks really good,

Willy, I use the Sena Prism as my primary motovlogging (video + audio) camera and you can see my vlogs on YouTube for examples. The Sena Prism also (expectedly)

integrates really well with my Sena 20S headset and the both integrate well with my Navigator VI.

Saying that you don't want to spend silly money on this is the first variable that needs to be addressed, since there are many action cameras out there with all types of capabilities and understandably with many different price points. And I don't know what money level is silly for you. That said, as one of the more expensive lines on the market, GoPro might not be the best for your use although its name has become synonymous with "action camera".

I will answer your specific questions, in the interest of time and brevity.

The Sena helmet mount was fine for a couple of years of occasional (as in 'not every day') until the little tab at the bottom broke off for no reason. Now I need a rubber band to hold the camera to the bracket.



Sena is willing to replace the bracket (which you cannot buy separately) for free outside of warranty after I fill out the paperwork to get an RMA number. Other than that the bracket is light and low profile and worked well.

The camera itself is water resistant, and with the case is waterproof. The case can only be mounted from the tripod screw at the bottom, which means a top of helmet location. If that is what you want then that is fine, but if you want a side mount then all the bits needed would make the arrangement unwieldy not to mention an

excellent wind noise / resistance generator.



Willy said: ↑

However I have heard when connected to the headset you can't listen to music. I think this may be only when using the microphone but I can't get confirmation you can switch the microphone on and off by using the

When recording audio, you cannot listen to music since the music / radio have lower priority in the 20S. If you want you can listen to music and press the record button on the camera to have it running separately. So yes, technically it is not connected to the headset when doing this, but think about this for a minute - if not recording audio via the mic then it does not matter whether it is connected or not.



Willy said: ↑

Another option is the gopro session camera, nice and small but no external mic option so just built in mic so end up with no real time commentary.

No jack for an external mic or integration with the headset mic is a deal breaker for me, as video without commentary is boring and I lose interest in about 10 seconds. You could always do voice over in post, but trust me, that gets old pretty quickly and is not spontaneous (no to mention is a lot more work). The Session is nice and small and is a great camera but is not meant to be a primary motovlogging camera.

You might want to consider a Sena 10C integrated headset + camera which is purpose built for motovloggers. It records in HD only (1080p / 30 fps) but has many excellent features including integrated FM radio and automatic noise reduction.



I am in the market right now for a new camera, but the ability to record intercom conversation is my sticking point. The Prism (and the 10C) does this seamlessly but it is a challenge to get this done other than outside of the Sena system.

--

Regards

Grumpy Goat

Houston, TX

2016 BMW R1200RS Granite Grey Premium ("Grump the Grey")

Grumpy Goat, Nov 22, 2017 [Edit](#) [Delete](#) [Report](#)
#9 [Reply](#)



Daboo

Active Member

Messages: 179

Likes Received: 137

Trophy Points: 43



I have the Sena 10C and like it. It's about the same size as the BT only Sena 20. Video quality is pretty decent. I use mine all the time as a dash cam.

Battery life is only about 2 hours, but you can attach a USB cable to the bottom and charge via a cell phone battery pack.

Chris

Daboo, Nov 22, 2017 [Report](#) #10 [Like](#) [Reply](#)



Brian63

Active Member

Messages: 338

Likes Received: 155

Trophy Points: 43



Hi

I use one of the old style Garmin virb battey lasts around 3 hours so carry a spare i have a remote control mounted on the clutch fluid res cost me £ 80 2 years ago so not so expensive. film quality is very good it can also be controlled by the later sat nav units. Below is a still taken from a film clip & one of the camera.


Brian



Attached Files:



snow...
File size:
309.7 KE
Views:
22



WP_2...
File size:
1.6 MB
Views:
23

Brian63, Nov 22, 2017 Report #11 Like Reply

PaulB_UK likes this.



Willy

Well-Known Member

Messages: 817



Jasper said: ↑

I have the Go Pro hero session 5 which was given to me as a birthday present. As above thread I find the video good but the recording time / battery life is too short. Also not having a screen

Likes Received: 553

Trophy Points: 93

makes it more difficult to use when trying to

Click to expand...

Check this out, good price on Amazon
[https://www.amazon.co.uk/Nextbase-M...-1
&keywords=nextbase+ride+motorcycle+bike+cam](https://www.amazon.co.uk/Nextbase-M...-1&keywords=nextbase+ride+motorcycle+bike+cam)

Willy, Nov 22, 2017 Report #12 Like Reply



Daboo

Active Member

Messages: 179

Likes Received: 137

Trophy Points: 43



Just one more thought regarding the Sena 10C. I really don't like the idea of having a BT headset hanging off one side of my helmet and a camera somewhere else on the helmet. This combines the two into one unit. Some of the Go Pro cameras look pretty big and IMHO, dorky, sitting on top of the helmet.

Chris

Daboo, Nov 22, 2017 Report #13 Like Reply



Willy

Well-Known Member

Messages: 817



Thanks for all the replies. Silly money is in the region of £250+. The Sena I can get for about £170 for the lite version. The Roadhawk is about £112 on Amazon at the moment, so will check out some more reviews.

Likes Received: 553

Willy, Nov 22, 2017 Report

#14 Like Reply

Trophy Points: 93



PaulB_UK

Active Member

Messages: 142

Likes Received: 151

Trophy Points: 43



lars Ormvold said: ↑

I have the new Navigator VI on my RS (the old Nav V was smashed during an accident . . .), and I have noticed it has software for controlling Garmin cameras. I don't have any camera on my bike, but with the ability to control

Is that new? I did plenty of digging online and saw no mention of the Nav V being able to control Garmin VIRB cameras. That is the main reason I've stuck with my Garmin Zumo sat nav.

Cheers

Paul B.

Don't follow me. I'm lost too.

PaulB_UK, Nov 23, 2017 Report

#15 Like Reply



PaulB_UK said: ↑

Willy

Well-Known Member

Messages: 817

Likes Received: 553

Trophy Points: 93

Is that new? I did plenty of digging online and saw no mention of the Nav V being able to control Garmin VIRB cameras. That is the main reason I've stuck with my Garmin Zumo sat nav.

Cheers

Click to expand...

The Nav VI can control the Garmin curb not the nav v.

Willy, Nov 23, 2017 Report #16 Like Reply

PaulB_UK likes this.



Aussie Import

Well-Known Member

Messages: 2,893

Likes Received: 1,973

Trophy Points: 113



When will we all have button hole cameras? They will be compatible with bikes, cars, mobility scooters and walking frames.

Just imagine the "World's Wildest...." TV shows that will follow.

Aussie Import, Nov 23, 2017 Report

#17 Like Reply



wessie



I have a GoPro Hero 3+ Silver Action Camera with Battery Pack, bought 2 years ago and hardly used. I had it on my Tracer

Well-Known Member

Messages: 936

Likes Received: 776

Trophy Points: 93

but just did not take to the "video my ride" thing. I've been much the same with a camera in the past.

It works, it paired to my HTC phone via wifi which could then be used as a remote control and live video screen.

It is certainly surplus to requirements. New cost was £150 in Argos. They seem to be on sale for up to £120 on Ebay but that is for a refurbished one. Sold prices on Ebay vary from £75 to £100 plus P&P and that does not include the battery pack.

Kit includes the camera, a range of waterproof cases (either for the camera alone or with the battery pack added), 1 sticky pad helmet/fairing mount, one universal jointed clampy thing, USB cable, battery pack and some stickers. See photo. Only thing missing is 1 sticky pad mount that went with my Tracer.

<https://www.cnet.com/products/gopro-hero3-plus-silver-edition/> has a review.



How about £75 plus postage (probably £8 to

£10 insured as cheaper couriers refuse cameras) or collect from Cheltenham or Gloucester.

2016 R1200RS SE Sport in Lupin Blue to keep the Tiger Explorer company

wessie, Nov 23, 2017 Report #18 Like Reply



Robert the Brews

Member

Messages: 48

Likes Received: 40

Trophy Points: 18



Aussie Import said: ↑

When will we all have button hole cameras? They will be compatible with bikes, cars, mobility scooters and walking frames.

Just imagine the "World's Wildest..." TV shows that will follow.

Probably very soon! V-SYS sells them. For a bargain price: 14-19 USD/piece including a remote control! They also give some suggestions how to use them!

http://www.szv-sys.com/DIY_Hidden_Camera/23.html

V-SYS also produces and sells some more serious motorcycle camera's which I am interested in! Dual camera systems as an alternative for the Innov K1 but cheaper to much cheaper (depending on the resolution of the video).

http://www.szv-sys.com/Motorcycle_Camera/

Robert the Brews, Nov 23, 2017 Report #19 Like Reply



Alda

Active Member

Messages: 322

Likes Received: 218

Trophy Points: 43



Willy said: ↑

*Looking to get an action camera for recording ride outs and also perhaps to use as a bike 'dashcam'. Don't really want to spend silly money on one. Been reading about the Sena Prism. Helmet mount looks really good,
Click to expand...*

Willy

I have the C6 as shown on here

http://www.szv-sys.com/Motorcycle_Camera/

It seems to work ok and just loops round and round. No batteries or ugly brackets or mounts.

It was only £55 so don't expect too much though it does have some reasonable features for the price.

I have posted some installation pictures under another thread somewhere.

More info if you need it.

Alan

Alda, Nov 23, 2017 Report #20 Like Reply

Action Camera recommendations

Discussion in 'R1200RS Tech and Performance Chat' started by Willy, Nov 21, 2017.

Page 2 of 2 < Prev 1 2

Unwatch Thread



Alda

Active Member

Messages: 322

Likes Received: 218

Trophy Points: 43



Alda said: ↑

Willy

I have the C6 as shown on here

<http://www.szv->

[sys.com/Motorcycle_Camera/](http://www.szv-sys.com/Motorcycle_Camera/)

It seems to work ok and just loops

round and round. No batteries or ugly

Click to expand...

Found it

<http://r1200rsforums.com/threads/camera-help-required.3535/page-2#post-56055>

Alan

Alda, Nov 23, 2017 Report

#21 Like Reply



Mr. 36654

Well-Known Member

Messages: 989

Likes Received: 810

Trophy Points: 93



Go-pro knock-offs are available for \$30~40 on ebay. I bought one as a toy but never mounted it to the bike

Dear Tweeting Twit, my expectations are never low enough.....

Mr. 36654, Nov 23, 2017 Report #22 Like Reply



Willy

Well-Known Member

Messages: 817

Likes Received: 553

Trophy Points: 93



Hi Peter, I quite like the look of the Roadhawk. How did you pick up the switched positive connection on the hardwire kit, what did you connect to? I will either hardwire into the bike, or I may use a powerbank and their waterproof USB lead.

Thanks Mark

Willy, Dec 1, 2017 Report #23 Like Reply



Peter Burridge

Well-Known Member



Hiya Mark. I use a power bank, but the Roadhawk actually has its own relay with a red wire that you connect to an ignition live. I didn't use it myself but I do appreciate them including the facility.

Contributor

Messages: 2,783

Likes Received: 1,521

Trophy Points: 113



Willy

Well-Known Member

Messages: 817

Likes Received: 553

Trophy Points: 93

I use my alarm live feed but I appreciate that not everyone has an alarm. The Roadhawk has been great. A mate who is a courier in London uses 2.

Never hesitate to ride past the last street light at the edge of town.

Peter Burridge, Dec 2, 2017 Report

#24 Like Reply

Thanks for the feedback Peter. Looks like it will be the Roadhawk probably. May mount it to the helmet with a powerbank in my pocket. I have seen your footage on YouTube plus some others, looks good but I am sure YouTube doesn't do it justice, can you read the number plates of incoming traffic ok? On YouTube they can look a bit blurry.

Willy, Dec 2, 2017 Report

#25 Like Reply

Peter Burridge likes this.



Peter Burridge

Well-Known Member



Willy said: ↑

Thanks for the feedback Peter. Looks like it will be the Roadhawk probably. May mount it to the helmet with a powerbank in my pocket. I have seen

Contributor

Messages: 2,783

Likes Received: 1,52

1

Trophy Points: 113

*your footage on YouTube plus some others,
looks good but I am sure YouTube doesn't do it*

I'll check some footage. My helmet mounted YouTube is with an old Polaroid camera not the Roadhawk. That is a good cheap camera but no looping or bike power.

Never hesitate to ride past the last street light at the edge of town.

Peter Burrige, Dec 2, 2017 Report

#26 Like Reply



Bravo

Plenty in the tank

Contributor

Messages: 2,087

Likes Received: 1,79

7

Trophy Points: 113

I've just upgraded my phone and they're sending me one of 360 camera thingies as part of the deal. Some friends of mine (honestly I do have some) have sent me footage they've done while out riding and it looks quite good.

I'll only be using it while on rideouts in conjunction with my gopro. It'll be nice to get a different perspective. It's dustproof and splash proof so not as good as the gopro in that respect. Really the only problem I can foresee is that it's going to be a bit of a cunt to get my lid on while wearing the vr goggles.

I`m sexy and I know it.

Bravo, Dec 3, 2017 Report

#27 Like Reply

Willy and Peter Burr ridge like this.



Peter Burr ridge

Well-Known Member

Contributor

Messages: 2,783

Likes Received: 1,521

Trophy Points: 113



Bravo said: ↑

I've just upgraded my phone and they're sending me one of 360 camera thingies as part of the deal. Some friends of mine (honestly I do have some) have sent me footage they've done while out riding and it looks
Click to expand...

Never hesitate to ride past the last street light at the edge of town.

Peter Burr ridge, Dec 3, 2017 Report

#28 Like Reply



Peter Burr ridge

Well-Known Member

Contributor

Messages: 2,783

Likes Received: 1,521

Trophy Points: 113



I had a look at my Roadhawk output with regard to Numberplates. Not brilliant. I'll check the camera settings. There is a fair amount of vibration too as I mount the camera on the underside of the nose fairing.



Never hesitate to ride past the last street light at the edge of town.

Peter Burrige, Dec 3, 2017 Report

#29 Like Reply



sadrik

Member

Messages: 30

Likes Received: 13

Trophy Points: 8

I love my Sena 10c helmet cam/comm. It has its issues, but its form factor is IMO superior to GoPro and most of the others out there, and with its usb charging port on the bottom, I can keep the unit charged while I ride from a battery I keep in my jacket pocket. (I primarily use an Anker Powercore+ 10050, giving me about 16 hours of Sena joy)

I recently picked up an Innovv C5. While the 10c is awesome, it is helmet mounted, so you don't get to enjoy the lean of the bike, etc. The C5 is meant for semi-

permanent installation, so no battery nonsense. Can't wait to wire it up.

sadrik, Dec 3, 2017 Report

#30 Like Reply



Willy

Well-Known Member

Messages: 817

Likes Received: 553

Trophy Points: 93




Peter Burrige said: ↑

I had a look at my Roadhawk output with regard to Numberplates. Not brilliant. I'll check the camera settings. There is a fair amount of vibration too as I mount the camera on the underside of the nose fairing.

Hi Peter, thanks for update. I think with the speed of incoming traffic and recording at 30fps it is going to be difficult getting the number plate clear, however I think the Roadhawk has many advantages over some of the others out there, mainly loop recording and external power for long rides, no point going on a 5 hour ride with a camera that can only record for 2! It's also small, aerodynamic and light. The only other one may be the TomTom but it's over twice the weight and much bigger.

Willy, Dec 3, 2017 Report

#31 Like Reply



Willy

Well-Known Member

Messages: 817

Likes Received: 553

Trophy Points: 93



Bravo said: ↑

I've just upgraded my phone and they're sending me one of 360 camera thingies as part of the deal. Some friends of mine (honestly I do have some) have sent me footage they've done while out riding and it looks
Click to expand...

Hi Bravo, what go pro do you use and if it's not too personal do you mount it on your helmet.....err lid!

Willy, Dec 3, 2017 Report #32 Like Reply

Bravo likes this.



Bravo

Plenty in the tank

Contributor

Messages: 2,087

Likes Received: 1,797

Trophy Points: 113



Willy said: ↑

Hi Bravo, what go pro do you use and if it's not too personal do you mount it on your helmet.....err lid!

I'e got a cheap n cheerful hero (was £100 3 years ago)it works just fine. It's mounted on the top yoke to minimise the wind noise due to its internal microphone. I use my old k1300 ram mount. The bmw badge is whipped out,I have a big fuck off washer on

the bottom side,another big fuck off washer on top,the ram mount goes through and tightened up,clamping the washers (big fuck off ones)tight.I have a 6 inch extension. oo er missus to keep the camera above the clocks,finally a ball mount on the bottom of the camera. It all sounds a bit long winded and Heath Robinson but I've had no problems with it..... except I have to mount it a bit on the angle so it don't obscure the gear indicator. The nice thing about the rs is it don't reflect the clocks in the screen,I've got footage taken during one of the south west rides of me on my old K13 and you can see in the screen that I was 150 mph round some of the back roads(with the Mrs riding pillion).

If you buy a go pro with a separate mic (to cut down on wind noise)I can testify that the go pro suction mount is good to an indicated 170 mph.

I`m sexy and I know it.

Bravo, Dec 3, 2017 Report

#33 Like Reply

Willy likes this.



I use a Sony action cam attached to my helmet with heavy duty Scotch velcro. Been



using it for years without issue, and with the narrow oval design of this camera, looks good when attached to the helmet.

Soch, Dec 18, 2017 Report #34 Like Reply

Soch

Member

Messages: 50

Likes Received: 32

Trophy Points: 18



If the Sena 10C is of interest there is an update coming I think called the 10C EVO. But no idea when.

PeTe T

PeTe T, Dec 19, 2017 Report #35 Like Reply

Active Member

Messages: 141

Likes Received: 163

Trophy Points: 43



PeTe T said: ↑

If the Sena 10C is of interest there is an update coming I think called the 10C EVO.

But no idea when.

Daboo

Active Member

Messages: 179

Likes Received: 137

Trophy Points: 43


Sena doesn't know either it seems. I'd like to get the updated 10C EVO myself. It was announced earlier in 2017, then delayed till mid-summer I think. Finally, it was delayed till the end of November 2017. By the time it comes out, it'll be at least a year behind schedule. I'm not sure I want to be the first to use it, or if I do, I think I want an extended warranty.

Chris

Daboo, Dec 19, 2017 Report

#36 Like Reply

Page 2 of 2 < Prev 1 2



Write your reply...